

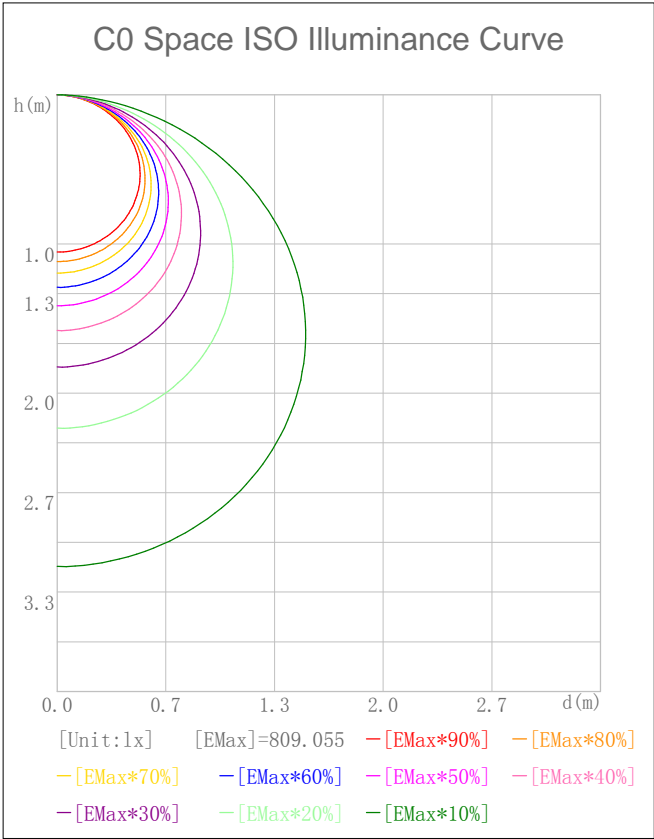
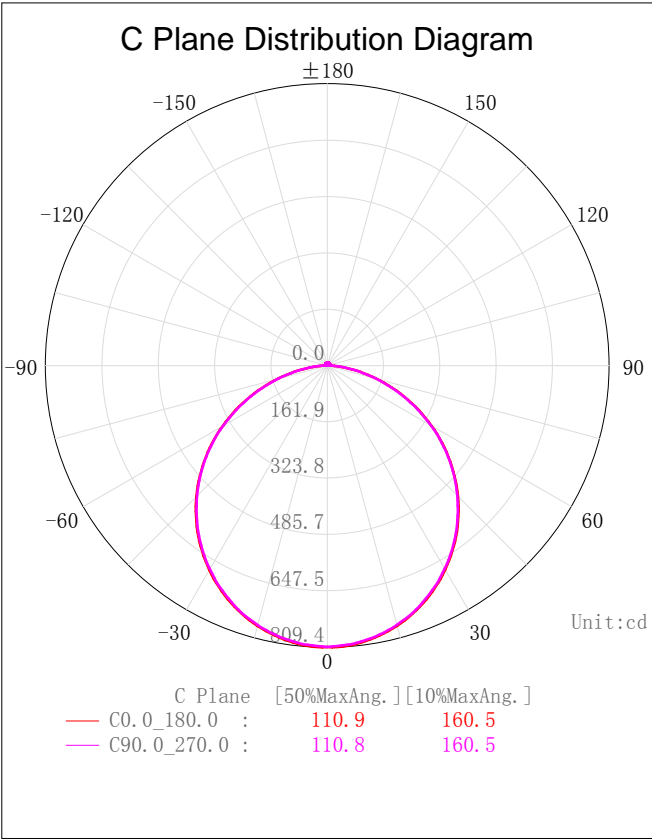
Indoor Luminaire Photometric Data

Description Information

Luminary Name: 24W CCT panel WW	Lum. Catalog:	Test ID:
Lamp Name:	Lamp Catalog: LED	Test Date: 2019/12/24
Manufacture:	Shld. Ang(°):	Test Machine:GON-2000
Test Lab:	Frequency(Hz):	Lamp CCT(K): Ra:
Lum. Size(W*L*H):0.180m*-0.180m*0.000m	Lum. Area(m2):0.025	Lum. W(kg): 0.000
Test System: C, γ	Test Step: C=30.0 γ=1.0	Temp. (°C): 25
		Humidity(%): 50.0

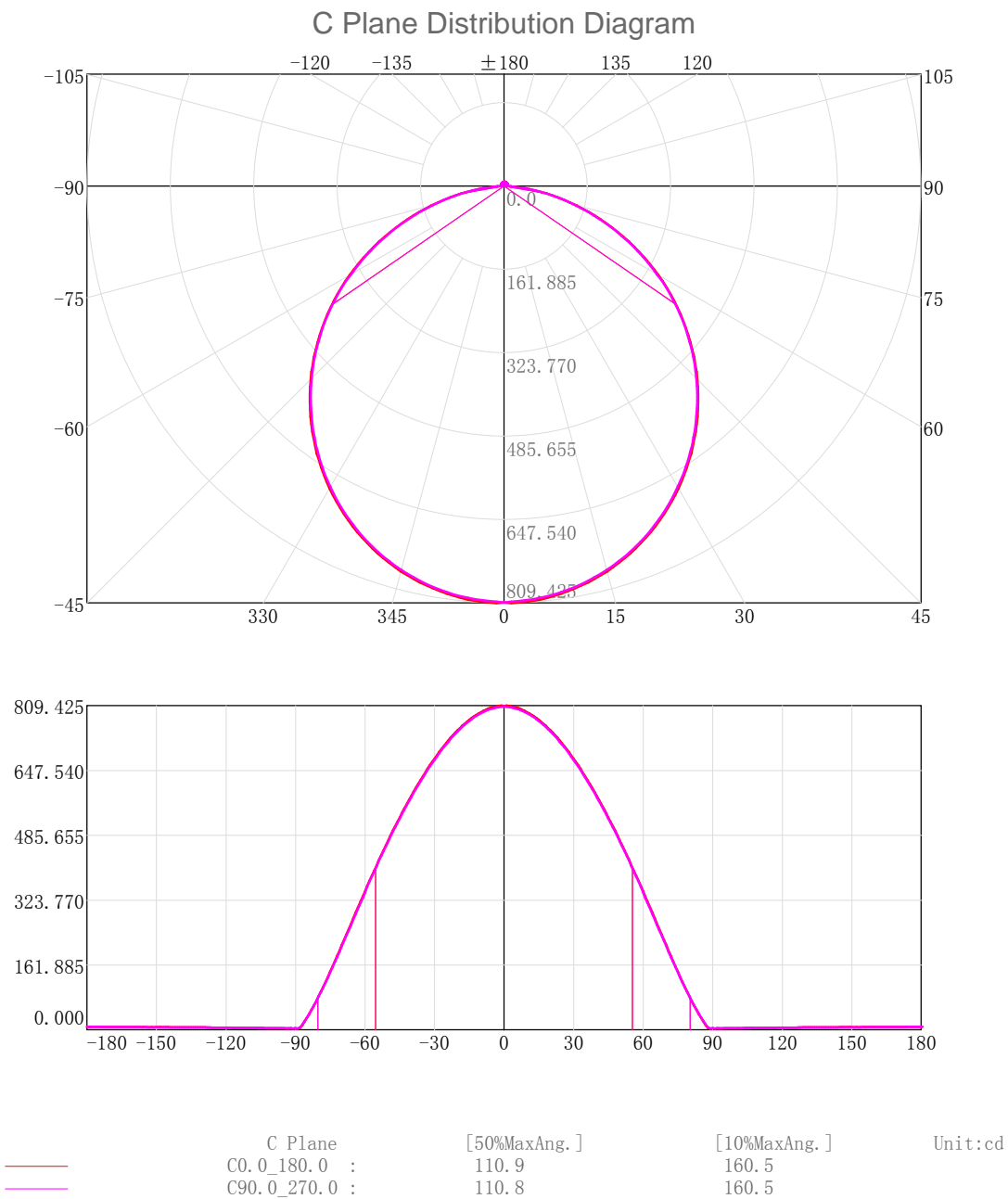
Character Parameter

Lamp Speciality Parameter	Luminaire Speciality Parameter	
Rated Flux(lm): 2289.220	Luminary Flux(lm): 2289.225	Field Angle(10%Imax): 160.5(°)
Rated Power(W):	Luminary Efficiency: 100.00%	Down Lumens&Percent: 2252.854lm 98.41%
Rated Voltage(V):	Luminary EER(lm/W): 97.414	Up Lumens&Percent: 36.371lm 1.59%
Tested Power(W): 23.500	Max. Candela(cd): 809.425	S/MH: C0_a180=1.246 C90_270=1.241
Lamps' Inside: 1	Max Cand@Ang. (°): C=0.0 γ=1.0	CIE Type: Semi-Direct
Tested Electrics(V, A, pf):230.0, 0.234, 0.437	Beam Angle(50%Imax): 110.9(°)	ErP Φuse(120°): 1790.020lm
Lamp Size(W*L*H):0.180m*-0.180m*0.000m	Left=-55.5°, Right=55.5°	IRF(%): 110.181



2D Plane Light Intensity Distribution Curve

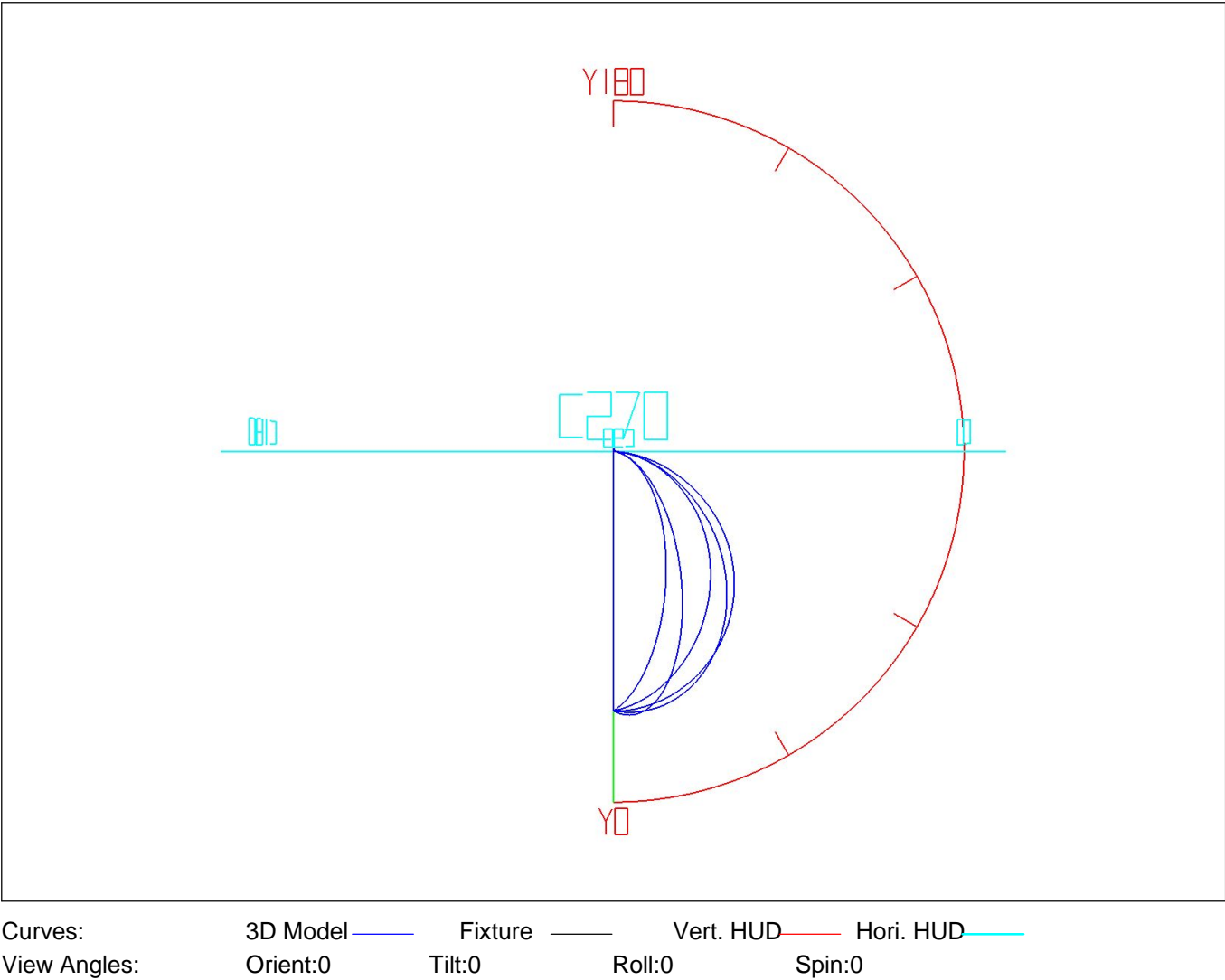
Lum. Name: 24W CCT panel WW	Lum. Catelog:	Test ID:
Lamp Name:	Lamp Catelog: LED	Test Lab:
Manufacture:	Test Machine:GON-2000	Test Date: 2019/12/24



3D Light Intensity Distribution Modal

Lum. Name: 24W CCT panel WW	Lum. Catelog:	Test ID:
Lamp Name:	Lamp Catelog: LED	Test Lab:
Manufacture:	Test Machine:GON-2000	Test Date: 2019/12/24

3D Light Intensity Distribution Modal



IES Indoor Report

Photometric Filename:24W CCT panel WW.IES

Zonal Flux Tabulation

Zone(γ)	Zone Flux (lm)	Sums Flux (lm)	Zone%Lamp	Sums%Lamp	Zone(γ)	Zone Flux (lm)	Sums Flux (lm)	Zone%Lamp	Sums%Lamp
0.0-1.0	0.77	0.77	0.03	0.03	44.0-45.0	41.03	1222.96	1.79	53.42
1.0-2.0	2.32	3.09	0.10	0.14	45.0-46.0	40.88	1263.84	1.79	55.21
2.0-3.0	3.86	6.95	0.17	0.30	46.0-47.0	40.68	1304.53	1.78	56.99
3.0-4.0	5.39	12.34	0.24	0.54	47.0-48.0	40.42	1344.95	1.77	58.75
4.0-5.0	6.92	19.26	0.30	0.84	48.0-49.0	40.10	1385.05	1.75	60.50
5.0-6.0	8.44	27.70	0.37	1.21	49.0-50.0	39.72	1424.77	1.74	62.24
6.0-7.0	9.94	37.64	0.43	1.64	50.0-51.0	39.30	1464.07	1.72	63.95
7.0-8.0	11.42	49.06	0.50	2.14	51.0-52.0	38.83	1502.90	1.70	65.65
8.0-9.0	12.90	61.96	0.56	2.71	52.0-53.0	38.30	1541.20	1.67	67.32
9.0-10.0	14.35	76.31	0.63	3.33	53.0-54.0	37.72	1578.92	1.65	68.97
10.0-11.0	15.78	92.08	0.69	4.02	54.0-55.0	37.08	1616.00	1.62	70.59
11.0-12.0	17.19	109.27	0.75	4.77	55.0-56.0	36.39	1652.38	1.59	72.18
12.0-13.0	18.57	127.84	0.81	5.58	56.0-57.0	35.65	1688.04	1.56	73.74
13.0-14.0	19.93	147.77	0.87	6.46	57.0-58.0	34.87	1722.91	1.52	75.26
14.0-15.0	21.26	169.03	0.93	7.38	58.0-59.0	34.02	1756.93	1.49	76.75
15.0-16.0	22.55	191.58	0.99	8.37	59.0-60.0	33.09	1790.02	1.45	78.19
16.0-17.0	23.82	215.40	1.04	9.41	60.0-61.0	32.12	1822.14	1.40	79.60
17.0-18.0	25.05	240.45	1.09	10.50	61.0-62.0	31.15	1853.29	1.36	80.96
18.0-19.0	26.25	266.70	1.15	11.65	62.0-63.0	30.15	1883.44	1.32	82.27
19.0-20.0	27.41	294.11	1.20	12.85	63.0-64.0	29.10	1912.54	1.27	83.55
20.0-21.0	28.53	322.64	1.25	14.09	64.0-65.0	28.02	1940.56	1.22	84.77
21.0-22.0	29.61	352.25	1.29	15.39	65.0-66.0	26.90	1967.46	1.18	85.94
22.0-23.0	30.65	382.91	1.34	16.73	66.0-67.0	25.75	1993.21	1.12	87.07
23.0-24.0	31.65	414.55	1.38	18.11	67.0-68.0	24.59	2017.80	1.07	88.14
24.0-25.0	32.60	447.15	1.42	19.53	68.0-69.0	23.40	2041.20	1.02	89.17
25.0-26.0	33.51	480.66	1.46	21.00	69.0-70.0	22.18	2063.38	0.97	90.13
26.0-27.0	34.37	515.03	1.50	22.50	70.0-71.0	20.95	2084.33	0.92	91.05
27.0-28.0	35.19	550.22	1.54	24.04	71.0-72.0	19.69	2104.03	0.86	91.91
28.0-29.0	35.95	586.17	1.57	25.61	72.0-73.0	18.43	2122.46	0.81	92.72
29.0-30.0	36.66	622.83	1.60	27.21	73.0-74.0	17.15	2139.61	0.75	93.46
30.0-31.0	37.33	660.16	1.63	28.84	74.0-75.0	15.87	2155.48	0.69	94.16
31.0-32.0	37.95	698.10	1.66	30.50	75.0-76.0	14.60	2170.08	0.64	94.80
32.0-33.0	38.51	736.62	1.68	32.18	76.0-77.0	13.32	2183.39	0.58	95.38
33.0-34.0	39.02	775.64	1.70	33.88	77.0-78.0	12.05	2195.44	0.53	95.90
34.0-35.0	39.48	815.11	1.72	35.61	78.0-79.0	10.81	2206.24	0.47	96.38
35.0-36.0	39.88	854.99	1.74	37.35	79.0-80.0	9.59	2215.83	0.42	96.79
36.0-37.0	40.22	895.21	1.76	39.11	80.0-81.0	8.39	2224.22	0.37	97.16
37.0-38.0	40.52	935.73	1.77	40.88	81.0-82.0	7.21	2231.43	0.31	97.48
38.0-39.0	40.77	976.50	1.78	42.66	82.0-83.0	6.05	2237.47	0.26	97.74
39.0-40.0	40.95	1017.45	1.79	44.45	83.0-84.0	4.93	2242.40	0.22	97.95
40.0-41.0	41.07	1058.52	1.79	46.24	84.0-85.0	3.84	2246.24	0.17	98.12
41.0-42.0	41.14	1099.67	1.80	48.04	85.0-86.0	2.81	2249.05	0.12	98.25
42.0-43.0	41.15	1140.82	1.80	49.83	86.0-87.0	1.84	2250.90	0.08	98.33
43.0-44.0	41.12	1181.94	1.80	51.63	87.0-88.0	1.00	2251.90	0.04	98.37

IES Indoor Report

Photometric Filename:24W CCT panel WW.IES

Zonal Flux Tabulation - (Cont.)

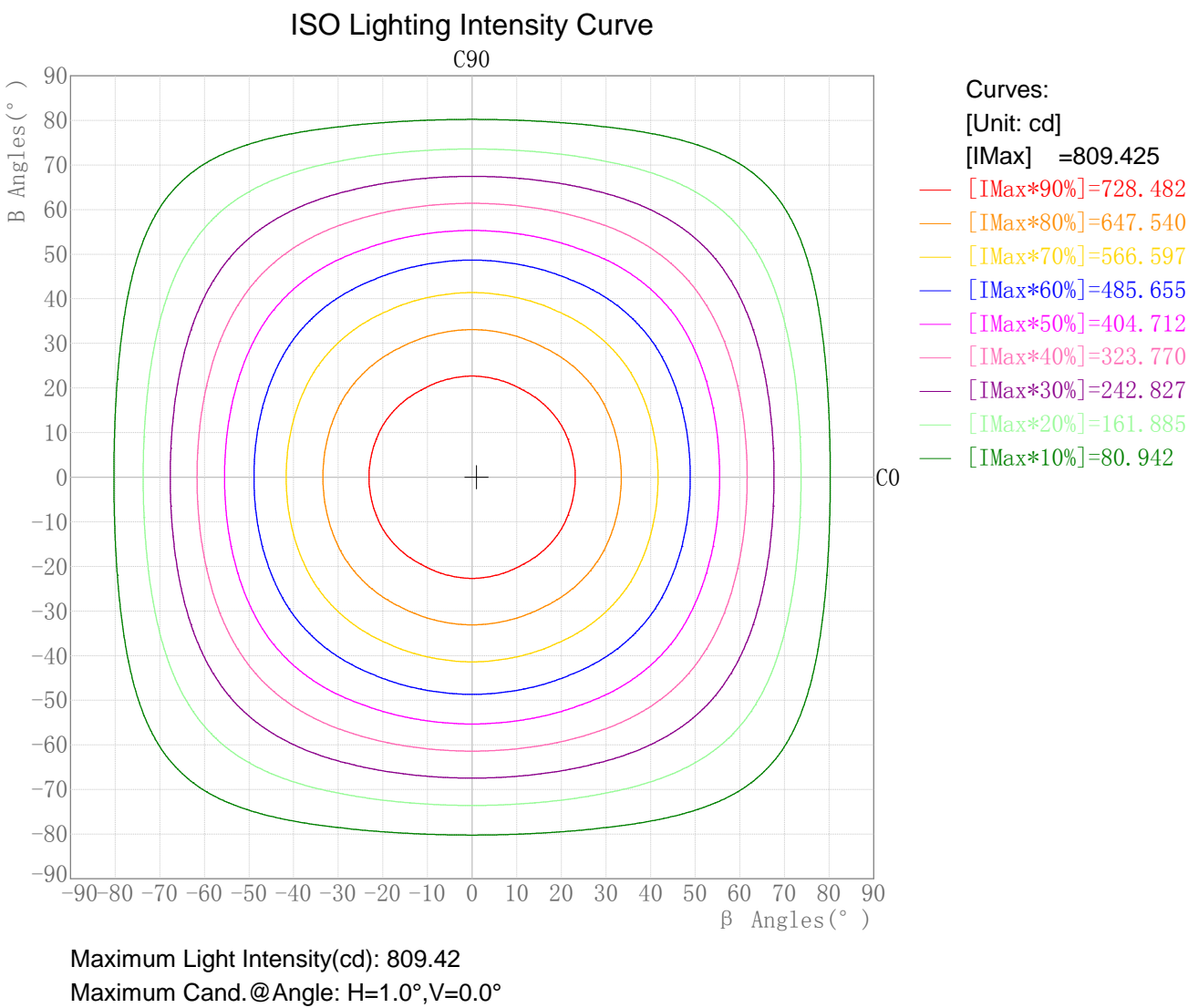
Zone (γ)	Zone Flux (lm)	Sums Flux (lm)	Zone%Lamp	Sums%Lamp	Zone (γ)	Zone Flux (lm)	Sums Flux (lm)	Zone%Lamp	Sums%Lamp
88.0-89.0	0.52	2252.42	0.02	98.39	132.0-133.0	0.52	2275.16	0.02	99.39
89.0-90.0	0.43	2252.85	0.02	98.41	133.0-134.0	0.52	2275.68	0.02	99.41
90.0-91.0	0.44	2253.29	0.02	98.43	134.0-135.0	0.52	2276.20	0.02	99.43
91.0-92.0	0.45	2253.74	0.02	98.45	135.0-136.0	0.51	2276.71	0.02	99.45
92.0-93.0	0.45	2254.18	0.02	98.47	136.0-137.0	0.51	2277.22	0.02	99.48
93.0-94.0	0.45	2254.63	0.02	98.49	137.0-138.0	0.50	2277.72	0.02	99.50
94.0-95.0	0.46	2255.10	0.02	98.51	138.0-139.0	0.49	2278.21	0.02	99.52
95.0-96.0	0.47	2255.56	0.02	98.53	139.0-140.0	0.48	2278.69	0.02	99.54
96.0-97.0	0.47	2256.03	0.02	98.55	140.0-141.0	0.48	2279.17	0.02	99.56
97.0-98.0	0.48	2256.51	0.02	98.57	141.0-142.0	0.47	2279.63	0.02	99.58
98.0-99.0	0.48	2256.98	0.02	98.59	142.0-143.0	0.46	2280.10	0.02	99.60
99.0-100.0	0.48	2257.47	0.02	98.61	143.0-144.0	0.46	2280.56	0.02	99.62
100.0-101.0	0.49	2257.96	0.02	98.63	144.0-145.0	0.45	2281.00	0.02	99.64
101.0-102.0	0.49	2258.45	0.02	98.66	145.0-146.0	0.44	2281.44	0.02	99.66
102.0-103.0	0.49	2258.94	0.02	98.68	146.0-147.0	0.43	2281.87	0.02	99.68
103.0-104.0	0.50	2259.45	0.02	98.70	147.0-148.0	0.42	2282.28	0.02	99.70
104.0-105.0	0.51	2259.96	0.02	98.72	148.0-149.0	0.41	2282.69	0.02	99.71
105.0-106.0	0.52	2260.48	0.02	98.74	149.0-150.0	0.40	2283.09	0.02	99.73
106.0-107.0	0.52	2261.00	0.02	98.77	150.0-151.0	0.39	2283.48	0.02	99.75
107.0-108.0	0.52	2261.52	0.02	98.79	151.0-152.0	0.38	2283.85	0.02	99.77
108.0-109.0	0.53	2262.05	0.02	98.81	152.0-153.0	0.36	2284.22	0.02	99.78
109.0-110.0	0.53	2262.58	0.02	98.84	153.0-154.0	0.35	2284.56	0.02	99.80
110.0-111.0	0.53	2263.11	0.02	98.86	154.0-155.0	0.34	2284.90	0.01	99.81
111.0-112.0	0.53	2263.65	0.02	98.88	155.0-156.0	0.33	2285.23	0.01	99.83
112.0-113.0	0.54	2264.19	0.02	98.91	156.0-157.0	0.31	2285.54	0.01	99.84
113.0-114.0	0.54	2264.73	0.02	98.93	157.0-158.0	0.30	2285.84	0.01	99.85
114.0-115.0	0.55	2265.27	0.02	98.95	158.0-159.0	0.29	2286.13	0.01	99.87
115.0-116.0	0.55	2265.82	0.02	98.98	159.0-160.0	0.28	2286.41	0.01	99.88
116.0-117.0	0.55	2266.37	0.02	99.00	160.0-161.0	0.26	2286.67	0.01	99.89
117.0-118.0	0.55	2266.92	0.02	99.03	161.0-162.0	0.25	2286.92	0.01	99.90
118.0-119.0	0.56	2267.48	0.02	99.05	162.0-163.0	0.24	2287.16	0.01	99.91
119.0-120.0	0.56	2268.04	0.02	99.07	163.0-164.0	0.23	2287.39	0.01	99.92
120.0-121.0	0.56	2268.60	0.02	99.10	164.0-165.0	0.22	2287.61	0.01	99.93
121.0-122.0	0.56	2269.16	0.02	99.12	165.0-166.0	0.20	2287.81	0.01	99.94
122.0-123.0	0.56	2269.72	0.02	99.15	166.0-167.0	0.19	2288.00	0.01	99.95
123.0-124.0	0.55	2270.27	0.02	99.17	167.0-168.0	0.17	2288.17	0.01	99.95
124.0-125.0	0.55	2270.83	0.02	99.20	168.0-169.0	0.16	2288.33	0.01	99.96
125.0-126.0	0.55	2271.38	0.02	99.22	169.0-170.0	0.15	2288.48	0.01	99.97
126.0-127.0	0.55	2271.93	0.02	99.24	170.0-171.0	0.14	2288.62	0.01	99.97
127.0-128.0	0.55	2272.48	0.02	99.27	171.0-172.0	0.12	2288.74	0.01	99.98
128.0-129.0	0.54	2273.02	0.02	99.29	172.0-173.0	0.11	2288.85	0.00	99.98
129.0-130.0	0.54	2273.56	0.02	99.32	173.0-174.0	0.10	2288.95	0.00	99.99
130.0-131.0	0.54	2274.10	0.02	99.34	174.0-175.0	0.08	2289.03	0.00	99.99
131.0-132.0	0.54	2274.64	0.02	99.36	175.0-176.0	0.07	2289.10	0.00	99.99

Zonal Flux Tabulation - (Cont.)

Zone (γ)	Zone Flux (lm)	Sums Flux (lm)	Zone%Lamp	Sums%Lamp
176.0-177.0	0.05	2289.15	0.00	100.00
177.0-178.0	0.04	2289.19	0.00	100.00
178.0-179.0	0.02	2289.22	0.00	100.00
179.0-180.0	0.01	2289.22	0.00	100.00

Rectangle ISO Lighting Intensity Diagram

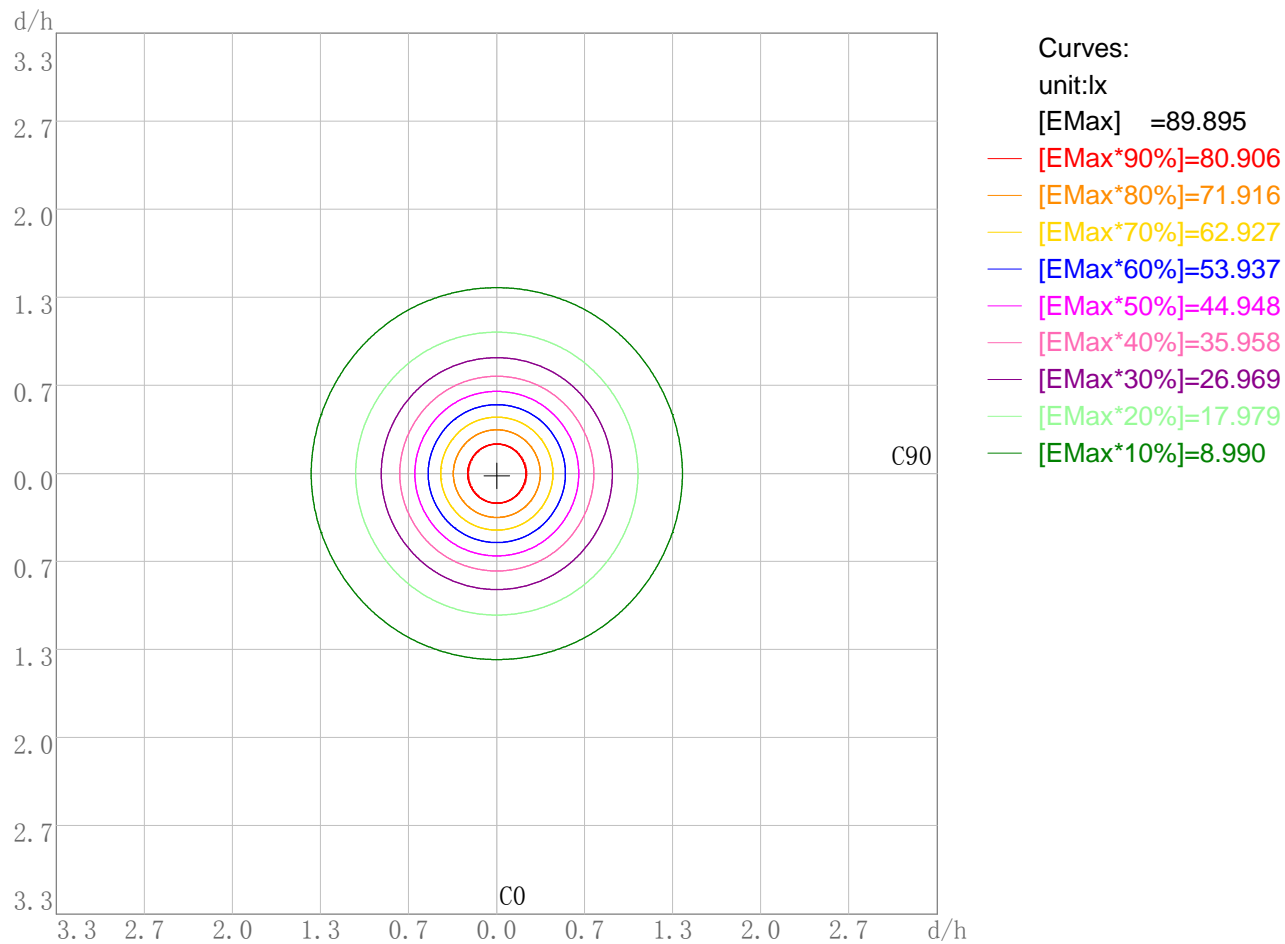
Lum. Name: 24W CCT panel WW	Lum. Catalog:	Test ID:
Lamp Name:	Lamp Catalog: LED	Test Lab:
Manufacture:	Test Machine:GON-2000	Test Date: 2019/12/24



Plane ISO-Illuminance Diagram

Lum. Name: 24W CCT panel WW	Lum. Catalog:	Test ID:
Lamp Name:	Lamp Catalog: LED	Test Lab:
Manufacture:	Test Machine:GON-2000	Test Date: 2019/12/24

Plane ISO-Illuminance Curve

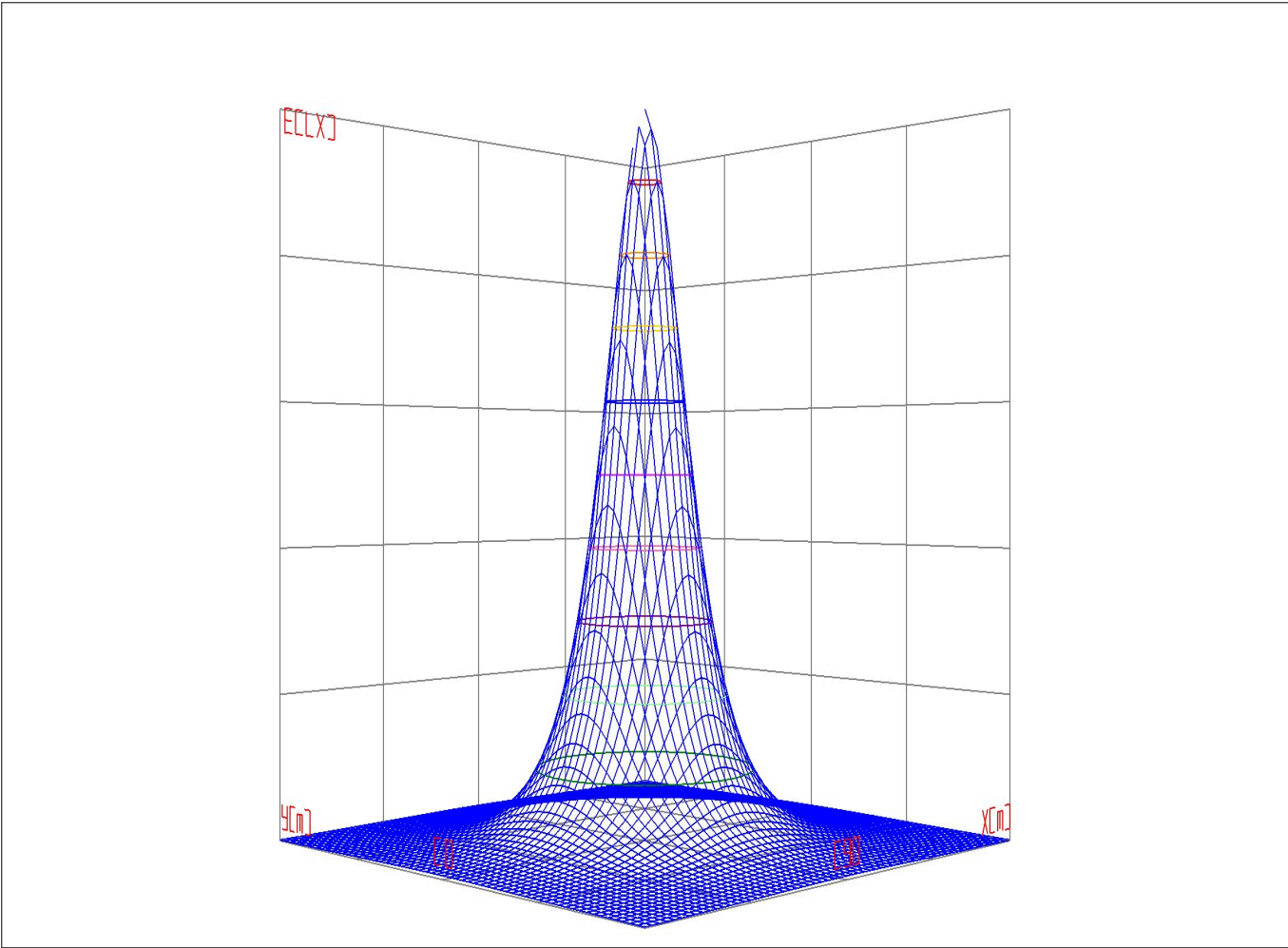


Working Plane Luminaire Mounting Height(m): 3.00
Working Plane Maximum Illuminance(lx): 89.90
Working Plane Maximum Illuminance Position(d/h):H0.0 V0.0

3D Plane ISO Illuminance Diagram

Lum. Name: 24W CCT panel WW	Lum. Catelog:	Test ID:
Lamp Name:	Lamp Catelog: LED	Test Lab:
Manufacture:	Test Machine:GON-2000	Test Date: 2019/12/24

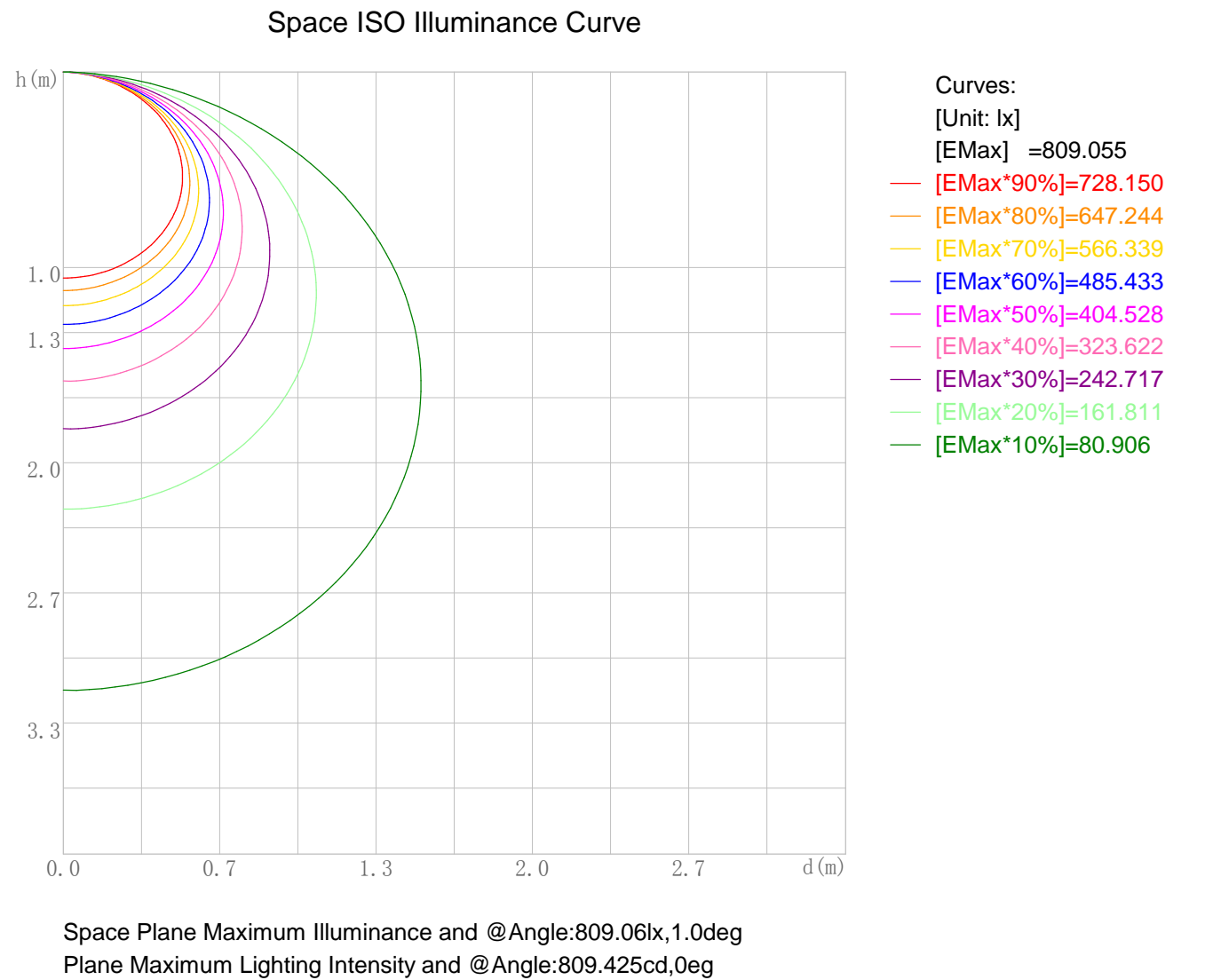
3D Plane Illuminance Modal



Curves: 3D Model 90% 80% 70% 60% 50% 40% 30% 20% 10%
View Angles(deg): 0 Height(m): 3.0 Distance(m): 10.0

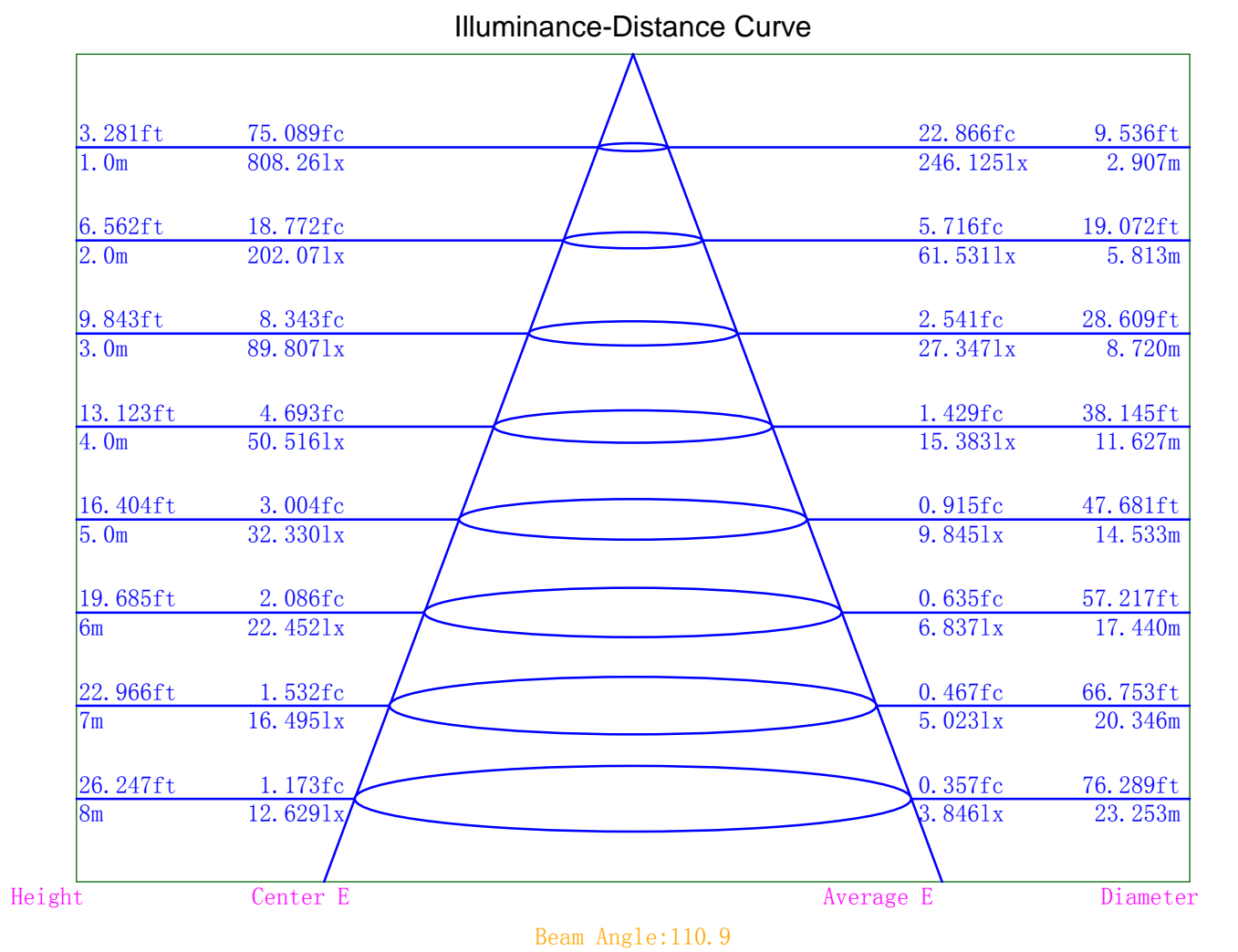
Space ISO Illuminance Diagram

Lum. Name: 24W CCT panel WW	Lum. Catelog:	Test ID:
Lamp Name:	Lamp Catelog: LED	Test Lab:
Manufacture:	Test Machine:GON-2000	Test Date: 2019/12/24



Illuminance-Distance Diagram

Lum. Name: 24W CCT panel WW	Lum. Catelog:	Test ID:
Lamp Name:	Lamp Catelog: LED	Test Lab:
Manufacture:	Test Machine:GON-2000	Test Date: 2019/12/24



Indoor Luminance Limiting Curves

Lum. Name:	24W CCT panel WW	Lum. Catalog:		Test ID:	
Lamp Name:		Lamp Catalog:	LED	Test Lab:	
Manufacture:		Test Machine:	GON-2000	Test Date:	2019/12/24

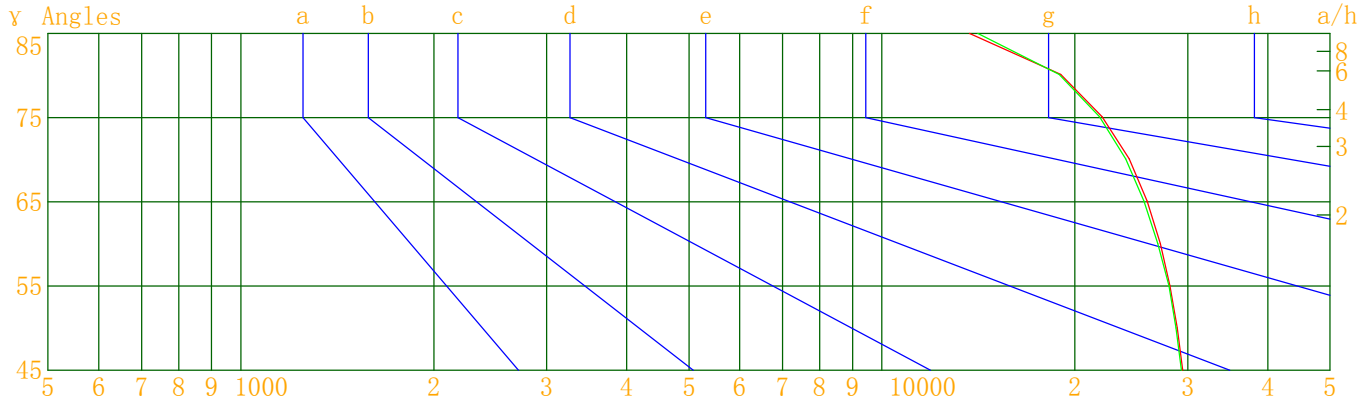
Glare Grade Table

GI	Quality	Using Illuminance							
1.15	A	2000	1000	500	<=300				
1.5	B		2000	1000	500	<=300			
1.85	C			2000	1000	500	<=300		
2.2	D				2000	1000	500	<=300	
2.55	E	a				2000	1000	500	<=300
			b	c	d	e	f	g	h

Luminance Table

Gama (deg)	45	50	55	60	65	70	75	80	85
C0	29475	28883	28132	27174	25925	24307	22062	19010	13705
C90	29326	28758	28027	26947	25644	24018	21848	18894	14116

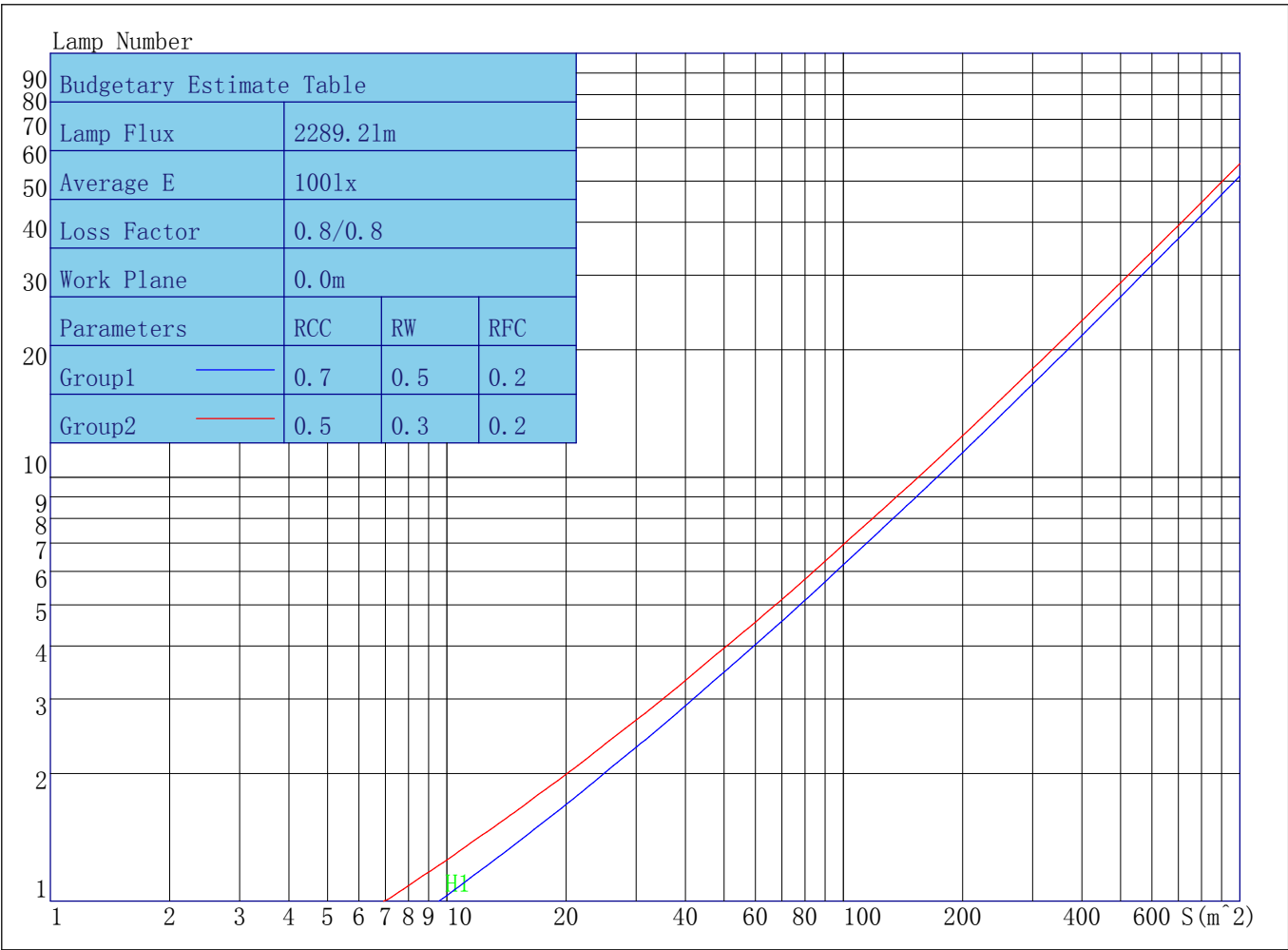
Luminance Limiting Curve



Luminous Size: Length(m)=-0.180 Width(m)=-0.180 Height(m)=0.000 Area(m^2)=0.025447
Luminous Type: Without Luminous Side
Luminous Curves: C0-C180 Color: C90-C270 Color:

Indoor Budgetary Estimate Table

Table with 3 columns: Lum. Name, Lum. Catalog, Test ID; Lamp Name, Lamp Catalog, Test Lab; Manufacture, Test Machine, Test Date.



Parameters1: Rhocc = 0.7 Rhow = 0.5 Rhofc = 0.2 LLF = 0.8
Parameters2: Rhocc = 0.5 Rhow = 0.3 Rhofc = 0.2 LLF = 0.8
Average Illuminance(lx): 100 Cavity Height: H1(m) = 2

Indoor Coefficient of Utilization Table

Lum. Name: 24W CCT panel WW	Lum. Catalog:	Test ID:
Lamp Name:	Lamp Catalog: LED	Test Lab:
Manufacture:	Test Machine:GON-2000	Test Date: 2019/12/24

Coefficients of Utilization – Zonal Cavity Method																		
Coef.	Effective Floor Cavity Reflectance RFC=0.20																	
RhoCC (%)	80				70				50			30			10			0
RhoW (%)	70	50	30	10	70	50	30	10	50	30	10	50	30	10	50	30	10	0
RCR	Coefficient of Utilization(%)																	
0	119	119	119	119	116	116	116	116	110	110	110	105	105	105	101	101	101	98
1	108	104	100	96	106	101	97	94	97	94	91	93	90	88	89	87	85	83
2	99	90	84	78	96	88	82	77	85	79	75	81	77	73	78	74	71	69
3	90	79	71	65	87	78	70	64	75	68	63	72	66	61	69	64	60	58
4	82	70	62	55	80	69	61	54	66	59	53	64	58	53	61	56	52	49
5	76	63	54	47	73	62	53	47	59	52	46	57	51	46	55	50	45	43
6	70	57	48	41	68	56	47	41	54	46	40	52	45	40	50	44	40	37
7	65	51	43	36	63	50	42	36	49	41	36	47	40	35	46	40	35	33
8	60	47	38	32	59	46	38	32	45	37	32	43	37	32	42	36	31	29
9	56	43	35	29	55	42	34	29	41	34	29	40	33	29	39	33	28	27
10	53	40	32	26	51	39	31	26	38	31	26	37	30	26	36	30	26	24

Unified Glare Rating Table

Lum. Name: 24W CCT panel WW	Lum. Catalog:	Test ID:
Lamp Name:	Lamp Catalog: LED	Test Lab:
Manufacture:	Test Machine:GON-2000	Test Date: 2019/12/24

Unified Glare Rating Table

Ceiling RCC		0.70	0.70	0.50	0.50	0.30	0.70	0.70	0.50	0.50	0.30
Wall RW		0.50	0.30	0.50	0.30	0.30	0.50	0.30	0.50	0.30	0.30
Floor RFC		0.20	0.20	0.20	0.20	0.20	0.20	0.20	0.20	0.20	0.20
Room Size		Vewed crosswise					Vewed endwise				
X=2H	Y=2H	23.9	25.5	24.3	25.9	26.2	23.9	25.5	24.3	25.8	26.2
	Y=3H	25.5	26.9	25.9	27.3	27.7	25.4	26.9	25.8	27.2	27.6
	Y=4H	26.1	27.5	26.5	27.8	28.2	26.0	27.4	26.4	27.8	28.2
	Y=6H	26.5	27.8	27.0	28.2	28.6	26.5	27.7	26.9	28.1	28.5
	Y=8H	26.7	27.8	27.1	28.3	28.7	26.6	27.8	27.0	28.2	28.6
	Y=12H	26.7	27.9	27.2	28.3	28.7	26.7	27.8	27.1	28.2	28.7
X=4H	Y=2H	24.7	26.0	25.1	26.4	26.8	24.6	26.0	25.0	26.3	26.8
	Y=3H	26.4	27.5	26.8	28.0	28.4	26.3	27.5	26.8	27.9	28.3
	Y=4H	27.1	28.1	27.6	28.6	29.1	27.0	28.1	27.5	28.5	29.0
	Y=6H	27.7	28.6	28.1	29.0	29.5	27.6	28.5	28.1	28.9	29.4
	Y=8H	27.8	28.7	28.3	29.1	29.6	27.8	28.6	28.2	29.1	29.6
	Y=12H	27.9	28.7	28.4	29.2	29.7	27.9	28.6	28.4	29.1	29.6
X=8H	Y=4H	27.4	28.2	27.9	28.7	29.2	27.3	28.2	27.8	28.7	29.2
	Y=6H	28.1	28.8	28.6	29.3	29.9	28.0	28.7	28.5	29.2	29.8
	Y=8H	28.3	28.9	28.8	29.4	30.0	28.2	28.8	28.8	29.4	29.9
	Y=12H	28.4	29.0	29.0	29.5	30.1	28.4	28.9	28.9	29.4	30.0
X=12H	Y=4H	27.4	28.2	27.9	28.7	29.2	27.4	28.1	27.9	28.6	29.1
	Y=6H	28.1	28.7	28.7	29.2	29.8	28.0	28.7	28.6	29.2	29.7
	Y=8H	28.4	28.9	28.9	29.4	30.0	28.3	28.8	28.8	29.4	30.0
Variations with the objerver position at spacings											
S=1.0H		0.5/-0.6					0.6/-0.6				
S=1.5H		0.9/-1.1					0.9/-1.1				
S=2.0H		1.1/-1.4					1.1/-1.4				
Reduced UGR Table:											
Nordic Standard Table:		BK0					BK0				
Correction Value		2.6					2.6				

ie CIE Pub.117,data has been corrected,refers to the lamp’s lumens 8.2flm.

IES Indoor Report
Photometric Filename:24W CCT panel WW.IES

Candela Tabulation

V/H	C0.0	C30.0	C60.0	C90.0
Υ 0.0	808.26	808.26	808.26	808.26
Υ 1.0	809.42	807.97	807.70	806.43
Υ 2.0	808.79	807.29	806.81	805.67
Υ 3.0	807.96	806.36	806.16	805.01
Υ 4.0	806.60	805.26	804.76	803.66
Υ 5.0	805.34	803.79	802.87	802.37
Υ 6.0	803.21	801.97	801.04	800.66
Υ 7.0	801.00	799.89	798.79	798.40
Υ 8.0	798.48	797.50	796.07	795.84
Υ 9.0	795.87	794.75	793.48	793.39
Υ 10.0	792.70	791.79	790.28	790.27
Υ 11.0	789.42	788.58	786.86	787.11
Υ 12.0	786.02	785.17	783.16	783.54
Υ 13.0	782.31	781.34	779.44	779.56
Υ 14.0	777.98	777.26	775.29	775.64
Υ 15.0	773.88	772.76	770.46	771.19
Υ 16.0	768.95	768.21	765.83	766.41
Υ 17.0	763.84	763.33	760.80	761.53
Υ 18.0	758.85	758.13	755.55	756.47
Υ 19.0	753.45	752.83	750.03	751.15
Υ 20.0	747.78	747.15	743.91	745.23
Υ 21.0	741.71	741.14	738.01	739.10
Υ 22.0	735.48	735.06	731.80	733.06
Υ 23.0	729.28	728.53	725.23	726.31
Υ 24.0	722.45	721.76	718.23	719.43
Υ 25.0	715.26	714.89	711.28	712.54
Υ 26.0	708.20	707.89	703.75	705.43
Υ 27.0	700.86	700.53	696.33	698.20
Υ 28.0	693.04	692.78	688.47	690.28
Υ 29.0	685.14	684.75	680.55	682.17
Υ 30.0	677.01	676.94	672.13	674.14
Υ 31.0	668.50	668.39	663.87	665.77
Υ 32.0	660.28	660.01	655.50	657.46
Υ 33.0	651.32	651.23	646.40	648.43
Υ 34.0	642.35	642.40	637.28	639.55
Υ 35.0	633.38	632.94	628.05	630.10
Υ 36.0	623.70	623.59	618.50	620.93
Υ 37.0	614.06	614.07	608.72	611.16
Υ 38.0	604.49	604.45	599.07	601.55
Υ 39.0	594.26	594.46	589.15	591.50
Υ 40.0	584.24	584.26	578.78	581.12
Υ 41.0	573.68	573.90	568.54	570.89
Υ 42.0	563.06	563.41	557.59	560.31
Υ 43.0	552.37	552.37	546.90	549.53

IES Indoor Report
Photometric Filename:24W CCT panel WW.IES

Candela Tabulation - (Cont.)

V/H	C0.0	C30.0	C60.0	C90.0
Y 44.0	541.40	541.88	535.89	539.03
Y 45.0	530.37	530.65	524.86	527.68
Y 46.0	519.37	519.76	513.73	516.88
Y 47.0	507.68	508.29	502.12	505.38
Y 48.0	496.62	496.66	490.88	493.71
Y 49.0	484.24	485.10	478.65	482.11
Y 50.0	472.44	473.08	466.83	470.39
Y 51.0	460.39	460.88	454.97	458.18
Y 52.0	448.33	449.29	442.84	446.61
Y 53.0	435.81	436.73	430.23	434.02
Y 54.0	423.62	424.50	418.02	421.85
Y 55.0	410.61	411.64	405.46	409.08
Y 56.0	398.03	398.86	392.71	396.31
Y 57.0	385.22	386.12	379.94	383.89
Y 58.0	372.18	373.28	366.61	370.74
Y 59.0	359.30	359.12	354.31	357.33
Y 60.0	345.75	344.82	340.59	342.86
Y 61.0	332.50	331.19	327.54	329.09
Y 62.0	319.01	317.87	314.32	316.16
Y 63.0	305.89	304.68	300.80	302.60
Y 64.0	292.45	291.05	287.67	289.13
Y 65.0	278.80	277.70	273.99	275.78
Y 66.0	265.18	264.19	260.57	262.35
Y 67.0	251.66	250.39	247.29	248.68
Y 68.0	238.23	237.51	233.86	235.92
Y 69.0	224.52	223.74	220.51	222.33
Y 70.0	211.56	210.44	207.43	209.04
Y 71.0	197.89	197.20	193.90	195.72
Y 72.0	184.81	183.70	180.87	182.48
Y 73.0	171.40	171.12	167.61	169.76
Y 74.0	158.02	157.60	154.51	156.56
Y 75.0	145.31	144.80	142.17	143.90
Y 76.0	132.46	132.13	129.35	131.33
Y 77.0	119.84	119.81	116.76	118.91
Y 78.0	107.65	107.09	105.01	106.41
Y 79.0	95.56	95.84	93.03	95.02
Y 80.0	84.00	83.71	81.77	83.49
Y 81.0	72.67	73.05	70.64	72.57
Y 82.0	61.15	61.49	59.58	61.48
Y 83.0	50.90	50.78	49.50	51.08
Y 84.0	40.26	40.56	39.02	40.94
Y 85.0	30.40	30.71	29.40	31.31
Y 86.0	20.99	21.19	20.49	21.96
Y 87.0	12.48	12.61	12.18	13.89

Candela Tabulation - (Cont.)

V/H	C0.0	C30.0	C60.0	C90.0
Y 88.0	5.53	5.59	5.33	6.52
Y 89.0	4.04	3.88	3.89	3.84
Y 90.0	4.11	3.93	3.80	4.09
Y 91.0	3.96	4.09	4.05	3.88
Y 92.0	4.19	4.02	4.12	4.12
Y 93.0	4.12	3.94	4.30	3.93
Y 94.0	4.07	4.13	4.08	4.37
Y 95.0	4.18	4.38	4.37	4.15
Y 96.0	4.15	4.26	4.24	4.22
Y 97.0	4.17	4.32	4.51	4.37
Y 98.0	4.35	4.29	4.49	4.48
Y 99.0	4.37	4.46	4.32	4.36
Y 100.0	4.58	4.54	4.56	4.61
Y 101.0	4.66	4.58	4.59	4.63
Y 102.0	4.70	4.34	4.73	4.51
Y 103.0	4.58	4.74	4.57	4.56
Y 104.0	4.85	4.80	4.90	4.62
Y 105.0	4.89	4.80	4.94	4.77
Y 106.0	4.88	4.89	5.08	4.79
Y 107.0	4.99	4.92	5.15	4.87
Y 108.0	4.98	4.86	4.99	4.98
Y 109.0	5.13	5.05	5.29	5.22
Y 110.0	5.11	5.03	5.40	5.08
Y 111.0	5.01	5.02	5.38	5.10
Y 112.0	5.16	5.28	5.49	5.26
Y 113.0	5.35	5.22	5.47	5.34
Y 114.0	5.27	5.28	5.62	5.40
Y 115.0	5.57	5.43	5.63	5.51
Y 116.0	5.48	5.42	5.63	5.64
Y 117.0	5.49	5.60	5.75	5.63
Y 118.0	5.76	5.59	5.94	5.74
Y 119.0	5.64	5.79	5.86	5.89
Y 120.0	5.93	5.80	6.01	5.94
Y 121.0	5.83	5.97	5.98	5.84
Y 122.0	6.02	6.05	6.00	6.21
Y 123.0	6.02	5.88	6.09	6.18
Y 124.0	6.02	6.09	6.08	6.26
Y 125.0	6.00	6.13	6.25	6.19
Y 126.0	6.17	6.33	6.20	6.21
Y 127.0	6.22	6.24	6.14	6.41
Y 128.0	6.20	6.25	6.38	6.37
Y 129.0	6.33	6.35	6.30	6.43
Y 130.0	6.32	6.47	6.56	6.52
Y 131.0	6.38	6.36	6.72	6.59

IES Indoor Report
Photometric Filename:24W CCT panel WW.IES

Candela Tabulation - (Cont.)

V/H	C0.0	C30.0	C60.0	C90.0
Y 132.0	6.52	6.34	6.55	6.74
Y 133.0	6.47	6.36	6.49	6.55
Y 134.0	6.49	6.50	6.66	6.73
Y 135.0	6.46	6.75	6.60	6.73
Y 136.0	6.64	6.63	6.74	6.88
Y 137.0	6.85	6.68	6.73	6.68
Y 138.0	6.89	6.71	6.77	6.82
Y 139.0	6.81	6.65	6.59	6.82
Y 140.0	6.70	6.82	6.96	6.99
Y 141.0	6.97	6.75	6.65	6.78
Y 142.0	6.86	6.94	6.98	6.81
Y 143.0	6.98	7.10	6.97	6.90
Y 144.0	7.02	7.06	7.04	6.81
Y 145.0	7.04	7.16	6.92	6.74
Y 146.0	7.07	7.30	7.13	6.89
Y 147.0	7.02	7.14	6.96	7.04
Y 148.0	7.12	7.13	7.04	6.91
Y 149.0	7.05	7.24	7.21	6.98
Y 150.0	7.24	7.13	7.25	7.07
Y 151.0	6.90	7.34	7.30	6.95
Y 152.0	7.05	7.17	7.30	6.99
Y 153.0	6.95	7.16	7.35	6.90
Y 154.0	6.95	7.17	7.06	7.04
Y 155.0	7.28	7.22	7.27	7.11
Y 156.0	7.05	7.16	7.22	6.91
Y 157.0	7.09	7.14	7.18	7.27
Y 158.0	7.07	7.20	7.24	7.12
Y 159.0	7.35	7.24	7.30	7.30
Y 160.0	7.14	7.11	7.21	7.15
Y 161.0	7.15	7.19	7.26	7.16
Y 162.0	7.13	7.27	7.31	7.26
Y 163.0	7.24	7.24	7.25	7.34
Y 164.0	7.31	7.34	7.32	7.42
Y 165.0	7.44	7.35	7.43	7.28
Y 166.0	7.16	7.44	7.52	7.27
Y 167.0	7.29	7.36	7.41	7.35
Y 168.0	7.27	7.37	7.28	7.49
Y 169.0	7.66	7.20	7.39	7.47
Y 170.0	7.46	7.51	7.49	7.51
Y 171.0	7.50	7.60	7.62	7.58
Y 172.0	7.43	7.53	7.82	7.76
Y 173.0	7.77	7.71	7.75	7.79
Y 174.0	7.93	7.76	7.74	7.90
Y 175.0	7.96	7.84	7.90	7.87

Candela Tabulation - (Cont.)

V/H	C0.0	C30.0	C60.0	C90.0
Y 176.0	8.01	8.06	8.10	8.15
Y 177.0	8.12	8.18	7.99	8.46
Y 178.0	8.16	8.25	7.92	8.19
Y 179.0	8.16	8.20	8.10	8.14
Y 180.0	8.16	8.16	8.16	8.16